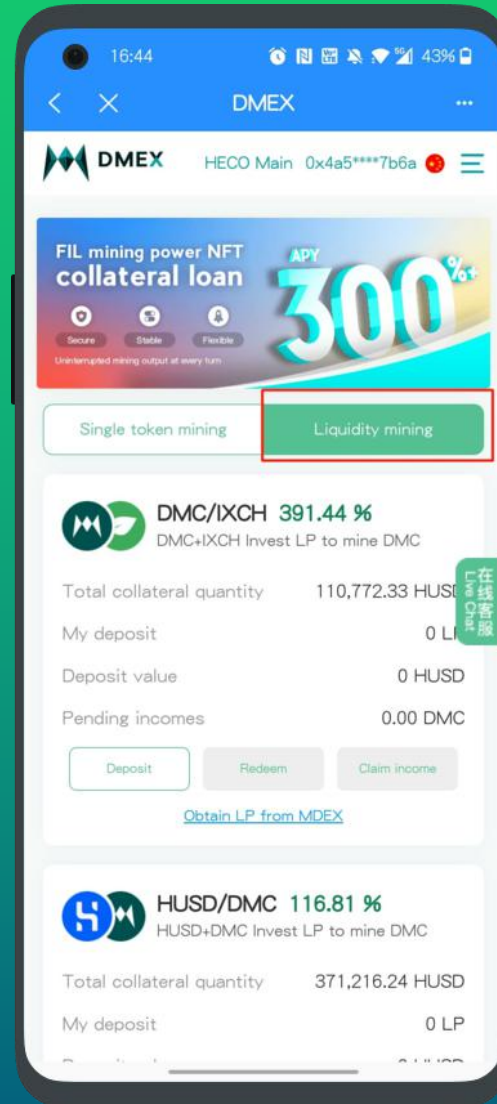


How to participate in DMEX Liquidity Mining

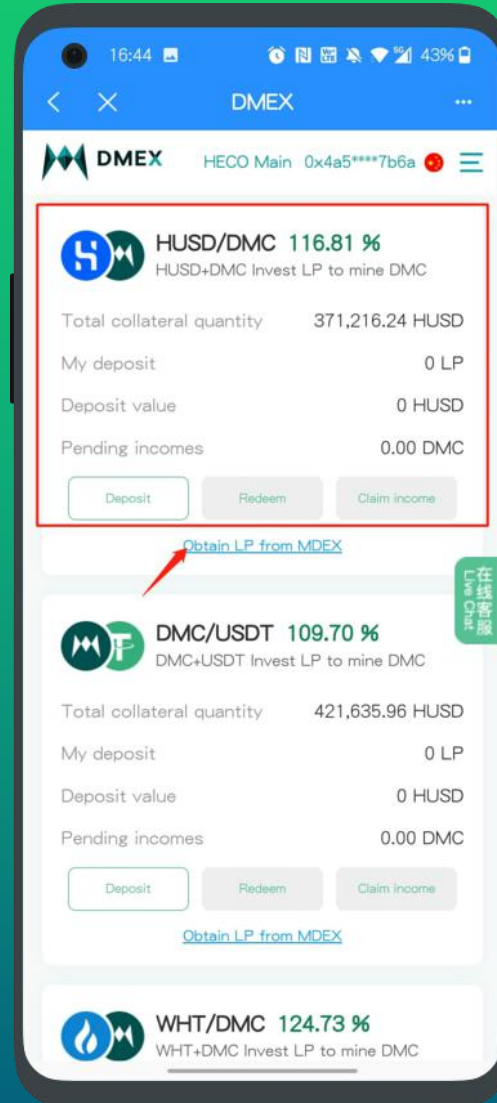
DMEX users can stake four transaction pairs to participate and earn DMC, namely, USDT/DMC、HUSD/DMC、HT/DMC、iXCH/DMC.

This instruction manual takes the HUSD/DMC transaction pair as an example to demonstrate how to participate in DMEX liquidity mining.

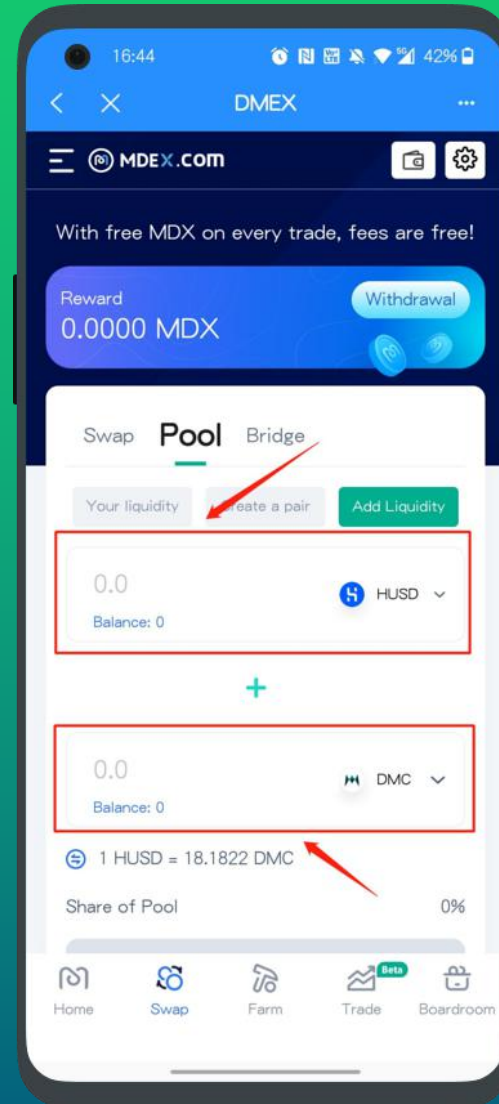
Step1 - Enter the DMEX Dapp, tap the menu button on the top right corner and select 'Mining'. Switch to 'Liquidity mining'.



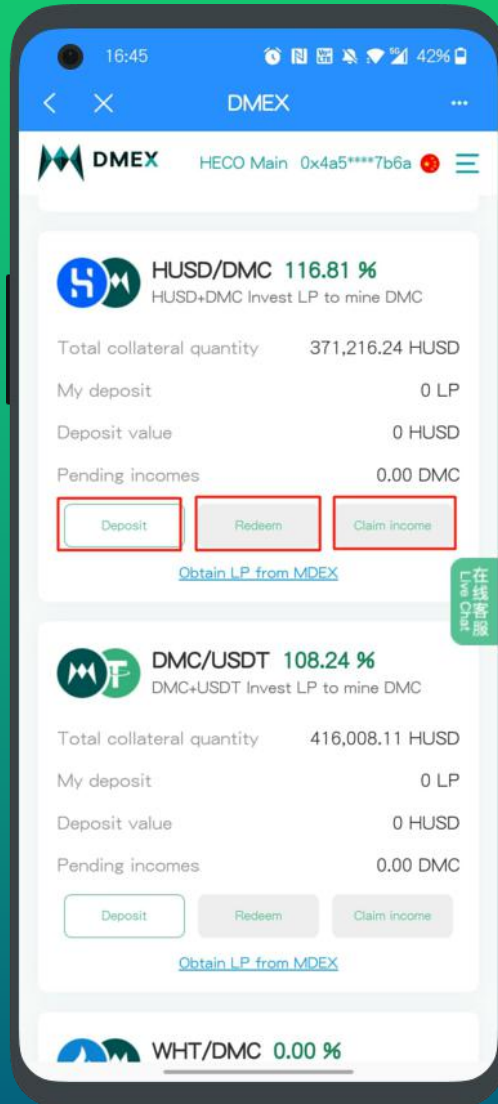
Step2 - Find the HUSD/DMC transaction pair and tap 'Obtain LP from MDEX'.



Step3 - Upon entering the MDEX exchange, select 'Pool' and switch to 'Add Liquidity'. Enter the equivalent amount of HUSD and DMC, click 'Supply' to add liquidity.



Step4 - Upon obtaining Liquidity Providers (LP) from MDEX, return to the DMEX Dapp. Click 'Deposit' and enter the wallet password to participate in DMEX liquidity mining.



- You can tap 'Claim income' to obtain DMC reward on a daily basis, tap 'Redeem' to withdraw your LP.